

Catalyst Module

Windows Driver Installation for D2-Step Chipset

Rev. 2 - April 2009

Disclaimer

The information in this document is subject to change without notice and should not be construed as a commitment by any Eurotech company. While reasonable precautions have been taken, Eurotech assumes no responsibility for any error that may appear in this document.

Trademarks

Catalyst™ is a trademark of Eurotech Inc.

All other product or service names are the property of their respective owners.

Revision History

<i>Issue no.</i>	<i>PWB</i>	<i>Date</i>	<i>Comments</i>
1		Mar-2009	Preliminary
2		Apr-2009	Initial release

© 2009 Eurotech Inc.

For contact details, see page [10](#).

Contents

Introduction.....	4
Overview.....	4
Affected Operating Systems.....	4
Affected Products.....	4
Further Information	4
Driver Installation	5
IDT HD Audio Codec.....	5
Intel Poulsbo Graphics Chipset Function 0.....	7

Introduction

Overview

Eurotech Atom-based systems with certain Windows operating systems detect when new hardware is installed.

This document describes how to install the updated Windows drivers after a Catalyst module featuring the D2 stepping of the Intel® System Controller Hub US15W has replaced a module featuring the D1 stepping.

The following drivers are updated during this process:

- IDT High Definition Audio Codec
- Intel Corporation Poulsbo Embedded Graphics Chipset Function 0

Affected Operating Systems

This technical support bulletin applies to the following operating system:

- Windows Embedded Standard (WES)

Affected Products

This technical support bulletin applies to the following products featuring the Intel Atom processor:

- Products using the Catalyst Module including:
 - Catalyst EC
 - Catalyst Development System

Further Information

Specific details about this product notification are posted on the Eurotech support forums at topic 2754 (http://support.eurotech-inc.com/forums/topic.asp?topic_id=2754). This topic is accessible to all registered developers.

For further information about developing applications for Catalyst products, check the Catalyst support site (<http://support.Eurotech-inc.com/>) regularly or contact your local technical support.

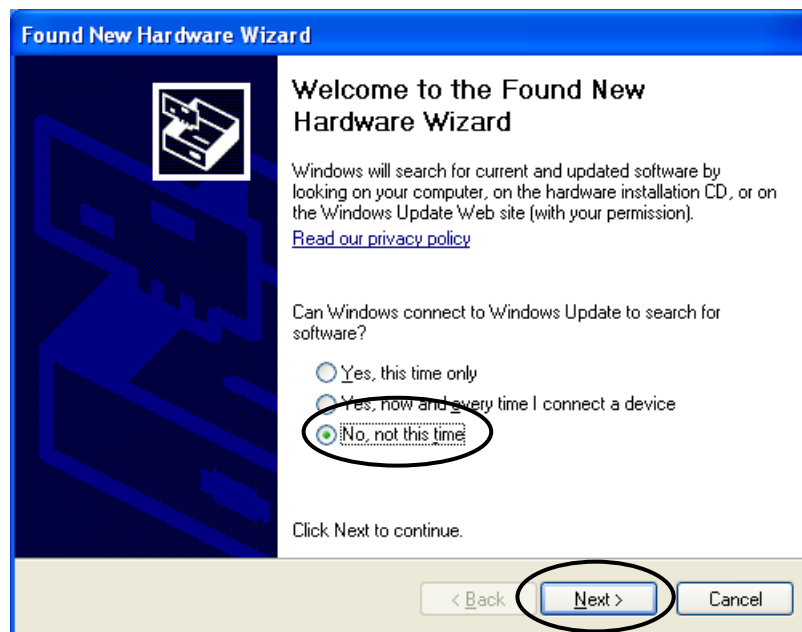
Driver Installation

When you boot your system after installing the new Eurotech Atom-based module, the Windows operating system detects new hardware and starts the Found New Hardware Wizard.

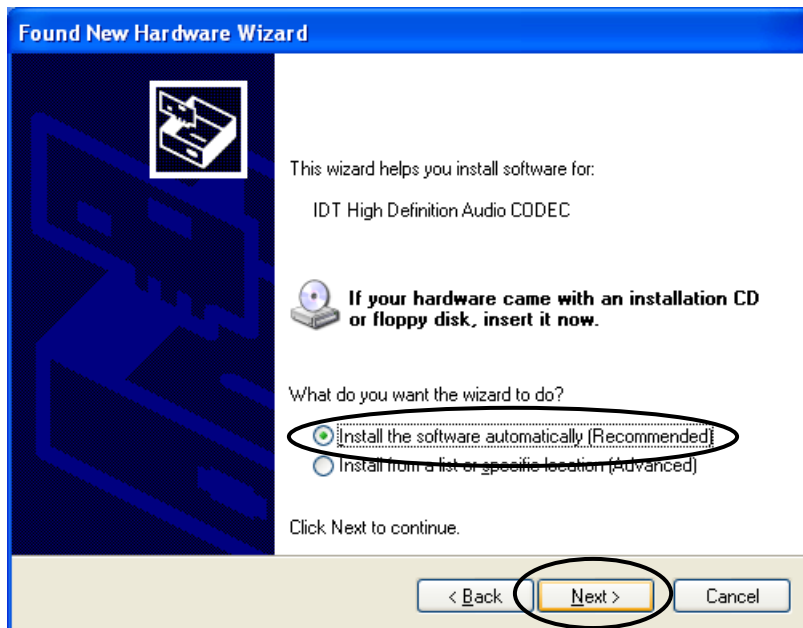
To complete driver installation for the D2-step chipset, complete the following steps.

IDT HD Audio Codec

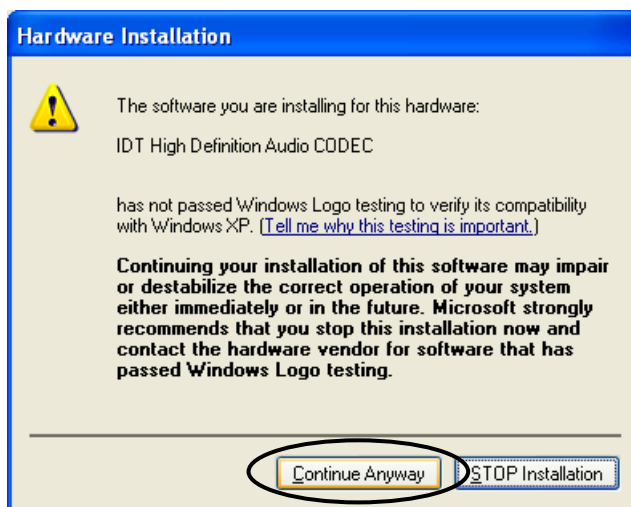
1. On the first page of the Found New Hardware Wizard, select the **No, not this time** checkbox, and then click **Next**.



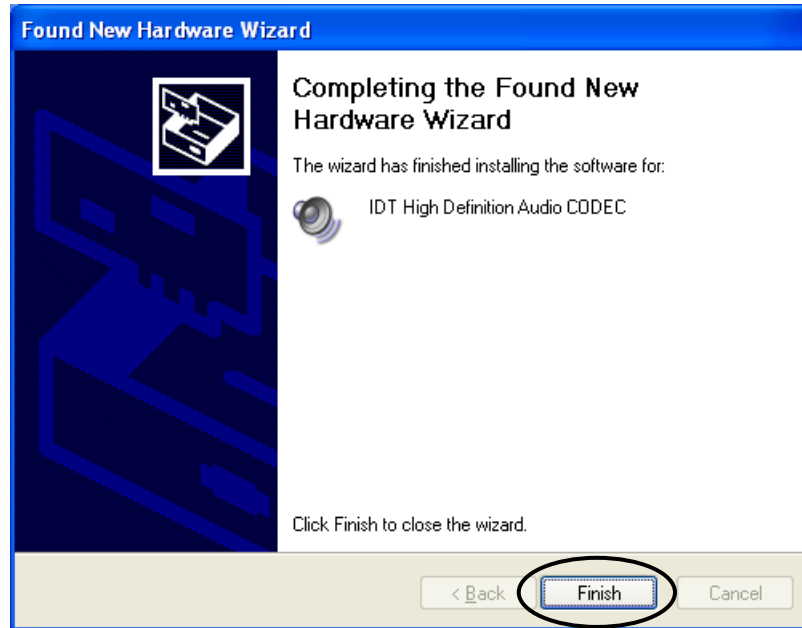
- To install the driver for the High Definition Audio Codec, select the **Install the software automatically (Recommended)** and then click **Next**.



- In the **Hardware Installation** window, click **Continue Anyway**.



- To close the wizard after the driver is installed, click **Finish**.

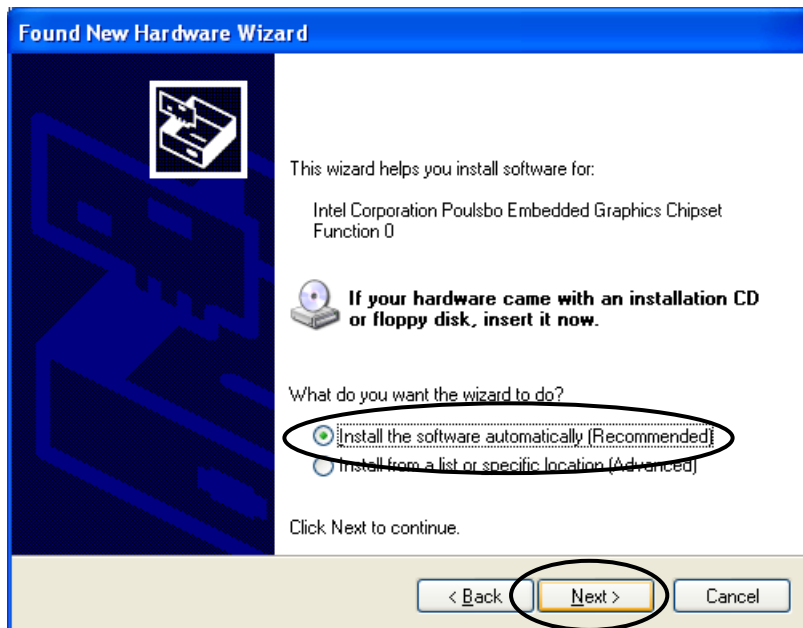


Intel Poulso Graphics Chipset Function 0

- On the first page of the Found New Hardware Wizard, select the **No, not this time** checkbox, and then click **Next**.



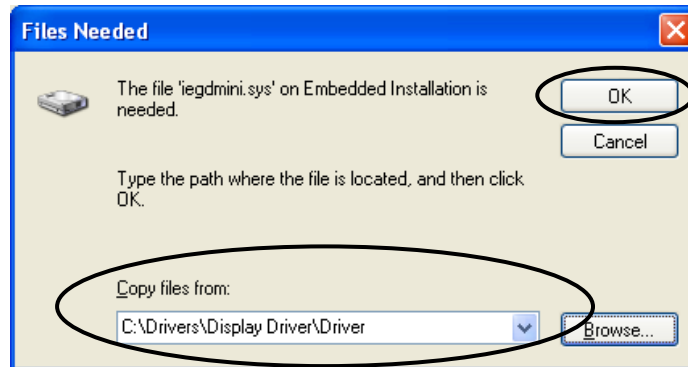
- 6. To install the driver for the Poulsbo Embedded Graphics Chipset, select the **Install the software automatically (Recommended)** and then click **Next**.



- 7. In the **Hardware Installation** window, click **Continue Anyway**.



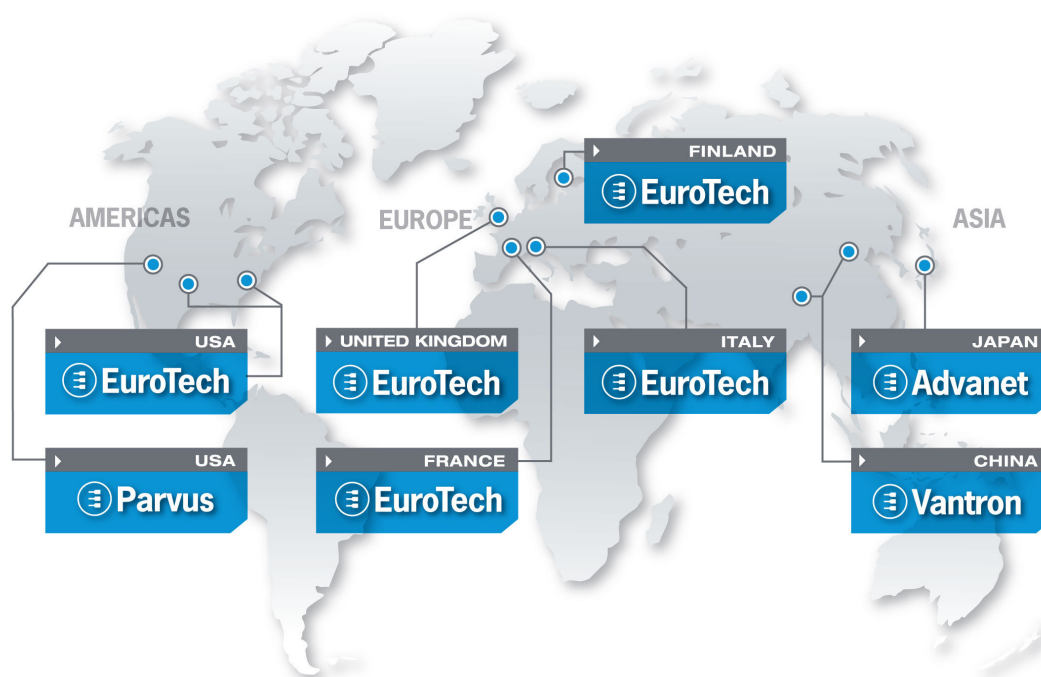
- In the **Files Needed** window, type or browse to **C:\Drivers\Display Driver\Driver**, then click **OK**.



- To close the wizard after the driver is installed, click **Finish**.



Eurotech Group Worldwide Presence



AMERICAS

EUROPE

ASIA



North America

EUROTECH USA

US toll-free +1 800.541.2003
 tel. +1 301.490.4007
 fax +1 301.490.4582
 e-mail: sales-us@eurotech.com
 e-mail: support-us@eurotech.com
 www.eurotech-inc.com

PARVUS CORPORATION

US toll-free +1 800.483.3152
 tel. +1 801.483.1533
 fax +1 801.483.1523
 e-mail: sales@parvus.com
 e-mail: tsupport@parvus.com
 www.parvus.com

Central & Southern Europe

EUROTECH Italy

tel. +39 0433.485.411
 fax +39 0433.485.499
 e-mail: sales-it@eurotech.com
 e-mail: support-it@eurotech.com
 www.eurotech.com

Western Europe

EUROTECH UK

tel. +44 (0) 1223.403410
 fax +44 (0) 1223.410457
 e-mail: sales-uk@eurotech.com
 e-mail: support-uk@eurotech.com
 www.eurotech.com

EUROTECH France

tel. +33 04.72.89.00.90
 fax +33 04.78.70.08.24
 e-mail: sales-fr@eurotech.com
 e-mail: support-fr@eurotech.com
 www.eurotech.com

Northern & Eastern Europe

EUROTECH Finland

tel. +358 9.477.888.0
 fax +358 9.477.888.99
 e-mail: sales-fi@eurotech.com
 e-mail: support-fi@eurotech.com
 www.eurotech.com

Japan

ADVANET

tel. +81 86.245.2861
 fax +81 86.245.2860
 e-mail: sales@advanet.co.jp
 www.advanet.co.jp

China

VANTRON

tel. +86 28.85.12.39.30
 fax +86 28.85.12.39.35
 e-mail: sales@vantrontech.com.cn
 e-mail: support-cn@eurotech.com
 www.vantrontech.com.cn



www.eurotech.com